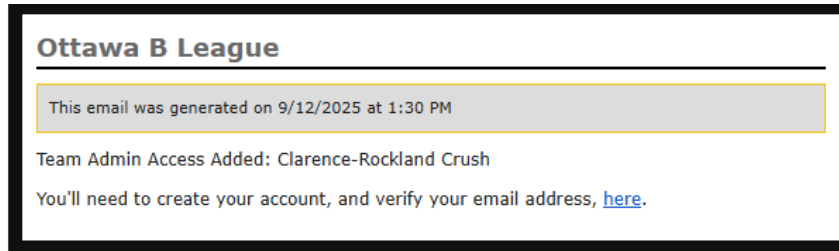
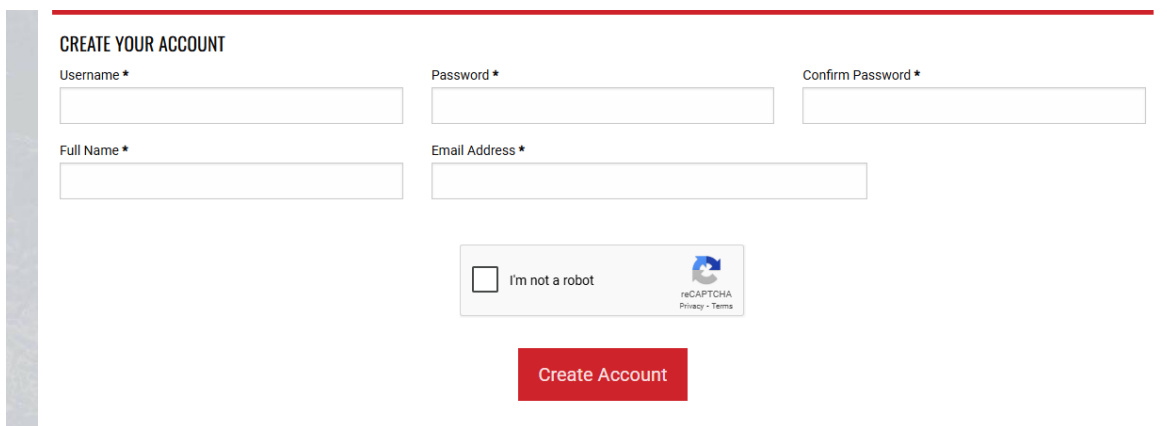


## How to access Game Central and enter Coach/Player Roster

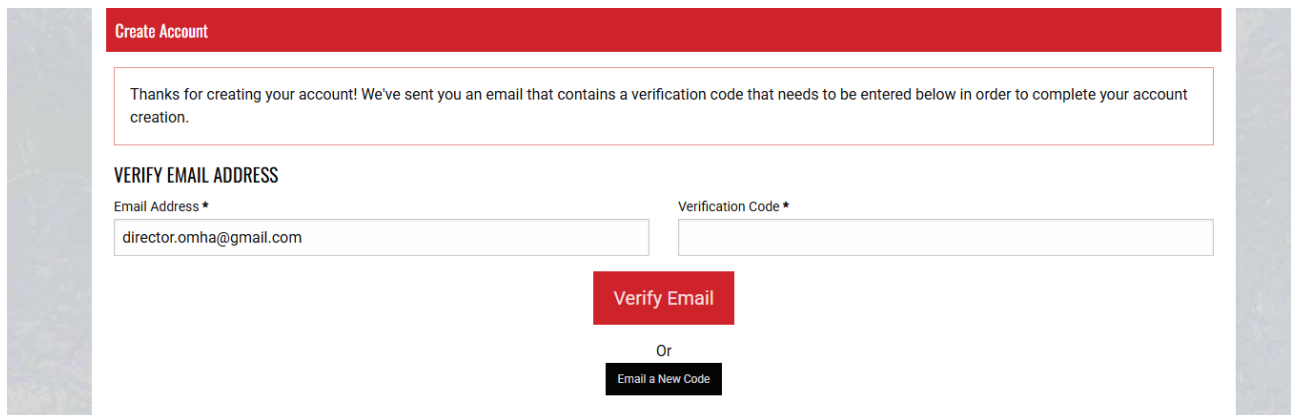
You will get an email from Game Central. Click on the link to create your account



Create your account and remember your details. You must use the same email address as you gave your convenor.

A "CREATE YOUR ACCOUNT" form. It has five input fields: "Username \*" (top left), "Password \*" (top middle), "Confirm Password \*" (top right), "Full Name \*" (bottom left), and "Email Address \*" (bottom middle). Below the fields is a reCAPTCHA widget with a checkbox labeled "I'm not a robot" and a "reCAPTCHA" logo with links for "Privacy" and "Terms". At the bottom is a red "Create Account" button.

Once you click on Create Account, it will take you to the Verification page. Check your email and enter the verification code. Click Verify Email.

A "Verify Email Address" page. At the top is a red header with "Create Account" in white. Below it is a message box: "Thanks for creating your account! We've sent you an email that contains a verification code that needs to be entered below in order to complete your account creation." The form has two input fields: "Email Address \*" (containing "director.omha@gmail.com") and "Verification Code \*". Below these is a red "Verify Email" button. At the bottom, there is an "Or" label and a black button labeled "Email a New Code".

Once you click Verify Email, it will take you back to the log in page. Choose Login with Existing Account

Welcome

Access to GameCentral is limited to those who are logged in with an account that has a verified email address.

You are not currently logged in. If you already have an account with this website, click the button below to login (there's a link to request a forgotten password on that page if needed).

Login with Existing Account

If you don't have an account with this website, and you have been setup (or will be setup) with access to one or more division(s), teams(s), or game(s) within GameCentral, click the button below to register for an account.

Create New Account

Log in with the Username and Password you just created

LOG IN

Username:

Password:

☒ Remember me next time.

Log In

Forgot Password? Click Here.


Once you log in, it will show your Division (and any archived ones the email was associated with in the past).

ACTIVE DIVISIONS

OTTAWA B LEAGUE 2025-2026

UNDER 18

Your team will show up. Click on it to enter Roster details



## TEAM AREAS

Clarence-Rockland Crush

You don't have access to any games.

Once your in your team, you can 1) Add other admins 2) Manage your Roster

Clarence-Rockland Crush Home

### TEAM ADMINS

Team	Name	Email	Login?	Requested?	Approved?
Clarence-Rockland Crush	RP Test#1	director.omha@gmail.com	True	False	True

Manage Team Admins

### DEFAULT GAME ROSTER

TEAM STAFF

No Team Staff on the Roster

PLAYERS

No Players on the Roster


Manage Roster

### TEAM GAMES

No games

1) Add team admin

Manage Team Admins



RP Test#1  
director.omha@gmail.com

Add New

## NEW TEAM ADMIN



Full Name \*

Email \*

Save

Delete

## 2) Add Player/Coach Roster

### Manage Team Admins

#### TEAM STAFF

Add New

#### PLAYERS

Add New

For Bench Staff, leave Designation and External Key blank.

## NEW STAFF



First Name \*

Last Name \*

Position

Designation

Roster Status

External Key

Save

For Players:

Position: For U12 to U18 - use only Forward, Defense or Goalie. For U10/U11, only enter the Goalie and leave other positions blank

Affiliated: Default is No. Choose Yes if affiliated

Designation: leave blank if it doesn't apply to the player

Birthdate: Not required. Won't show up on website even if entered.

External Key: Leave blank

**NEW PLAYER**

Jersey

First Name \*

Last Name \*

Position

Affiliated

Designation

Roster Status

Birthdate

No

Active

yyyy-mm-dd

External Key

Save

Errors: As the website is still under development, you may get errors like the one below. If you get one, click the Back button on your browser and try to enter the information again. If it still persists, then trying at a later time is another suggestion. If you still can't enter the information, let your Division Convenor know.

**Ottawa B League - Website Error**

Oops! Something has caused an unexpected error to occur with the page you were viewing. We apologize for the inconvenience.

[Click here to return to the home page.](#)

**Error Message:**  
Not Available

The site's developer has been automatically notified about the problem.